

2017 Point in Time (PIT) Survey for Sarasota and Manatee Counties

The information provided herein is based upon surveys taken by volunteers regarding the housing status as of night of January 23, 2017; and shelter data from that same night maintained in the Homeless Management Information System. The surveys and shelter data is accumulated, compared, de-duplicated and counted as aggregate totals in accordance with the guidelines provided by the U.S. Department of Housing and Urban Development for this required count. The count represents a “best effort” to find and survey any and all of those who are on the street, in shelters, in transitional housing or otherwise literally homeless.

Even with the ever increasing population growth in both counties and the subsequent pressure this places upon the availability of affordable housing, the total numbers for our Continuum of Care (Sarasota and Manatee counties) showed a slight decrease from 2016.

It should be noted that two changes in the methodology for 2017 may have contributed to a greater percentage of persons who were homeless being successfully surveyed for the count. The first change was a reduction in the number of questions (24 to 13) and types of questions asked. Only those questions required by the U.S. Department of Housing and Urban Development were included targeting only the literally homeless by definition. While this seems to have increased the percentage of complete and verifiable surveys, reducing the data collection questions eliminated some of the demographic data that was available in previous surveys.

The second change relates to the count of those who were sheltered on that night. This year only the data stored in the Homeless Management Information System (HMIS) was included. Because HMIS data is used for those who were sheltered, no separate survey was needed to be collected. In this regard, it should be noted that families or individuals who are a part of an on-going transitional housing program are still counted as homeless for this count. There were over 300 persons who were in transitional housing projects on the night of the survey. These persons are counted as homeless by the U.S. Department of Housing and Urban Development for the Point in Time Survey.

This new approach makes a year to year comparison less reliable, but trends are still obvious in the data. The count showed modest improvements in the numbers for veterans, families and the chronically homeless, however, youth homelessness remains the same. Even with these slight improvements, the data indicates the need for a more cohesive, coordinated effort to move the homeless into stable permanent housing. An effective system will benefit those who are experiencing homelessness and the communities in which they find themselves.

Despite the fact that more than 1000 persons were assisted by local community organizations and agencies and found permanent stable housing, our overall count did not move significantly. New persons found themselves homeless for the first time, and many more returned to homelessness after being unable to sustain housing. Emphasis on diversion, homeless prevention and wrap around case management for services like Rapid Re-Housing must be a significant part of our plans moving forward.

Many organizations, agencies, governmental entities and private citizens participated in gathering the raw data on which our final count was accumulated. Special recognition to Turning Points for taking the leadership role for the count in Manatee County and to Amiee Barth of the Suncoast Partnership to End Homelessness for her overall supervision of the Point in Time survey process. The data on the next page is taken from the official Point In Time Survey Count for 2017 as submitted to the U.S. Department of Housing and Urban Development.















A handwritten signature in blue ink that reads "Edward DeMarco".

Edward DeMarco
Suncoast Partnership to End Homelessness
Interim Executive Director

2017 Point in Time Survey for Sarasota and Manatee Counties

2017 Point-in-Time Survey, including 2016 Comparisons

(Homeless Count by Federal Definition)

Category	2016	2017	
Homeless Count	1468	1447	
Veteran	161	149	
Chronically Homeless	311	285	
Youth	121	121	
County			
	2016	2017	
Manatee	497	570	
Sarasota	971	877	
Family Count			
	2016	2017	
Manatee	24	24	
Sarasota	55	50	
	2016	2017	
City of Sarasota	632	429	
Other Sarasota County	339	448	
Sarasota County Total:	971	877	
City of Bradenton	474	328	
Other Manatee County	23	242	
Manatee County Total:	497	570	

2017 Point in Time Survey for Sarasota and Manatee Counties

